


LumiQuest®/Flash Compatibility Guide

LumiQuest® flash accessories fit and function properly on a wide variety of flash units.


Here are some generalities:

- Virtually any rectangular flash head which can be rotated 90° to point at the ceiling will work with LumiQuest® accessories.
- Flash units in the direct flash position can be used with the LumiQuest® SoftBoxes or Snoot but not the bounce devices.
- Automatic operation will not be affected and no compensation is necessary when using LumiQuest® accessories* as long as the sensor on the flash is not blocked.
- All LumiQuest® devices* can be used with TTL automatic modes since the light reading is taking place at the film plane.
- LumiQuest® accessories can be used in manual modes with exposure compensation as recommended in literature on that accessory.
- Please note that in some instances, LumiQuest® SoftBoxes do not interfere with exposure sensors but MAY interfere with the auto focus assist beam under low light conditions.


* The Snoot's narrow angle of coverage (7° - 10°) does not allow for automatic exposure systems to operate properly. The photographer must test, bracket and/or meter to assure proper exposure.

	<p>The following flash units work on TTL automatic or manual with all LumiQuest® accessories.</p> <p>However, when not using TTL, care must be taken that the LumiQuest® SoftBoxes do not block the sensor or autofocus assist.</p>	<p>The following flash units can be used with some LumiQuest® accessories. However, some installation modification may be required.</p>	<p>The following flash units CANNOT be used with LumiQuest® accessories.</p>
<p>Canon</p>	<p>300EZ, 380EX, 300TL, 420EX, 430EX, 540EZ, 550EX, 580EX</p>		<p>480EG, MACRO Ringlight ML-3, 200E</p>
<p>Metz</p>	<p>45CL-1, 45CL-3, 45CL-4, 45CT-4, 50MZ-5, 54MZ-3, 60CT-1, 60CT-3, 70MZ-5</p>	<p>32Z-1, 32Z-2, 32Z-3, 34AF-3, 36 C-2, 40MZ-2, 34AF-3, 44AF-3C</p>	
<p>Minolta</p>	<p>2800AF, Maxxum 3600HS. 5400HS.</p>		<p>Maxxum 2000xi</p>

	5600HS Maxxum 3500XI, 4000AF		
Nikon	SB-16B, SB-24, SB-25, SB-26, SB-28, SB-50, SB-80, SB-600, SB-800, SB600, SB800	SB-22	SB-15, SB-20, SB-23, SB-27, SB-30
Pentax	AF220T, AF280T, AF330FTZ, AF360FGZ, AF400T, AF220T AF400FTZ, AF500FTZ		AF080C, AF140C, AF160SA, AF200T, AF200SA, AF240FT, AF260SA
Sigma	EF430 Super, EF500		140DG
Olympus	FL40, FL50, FL36, T32	T20, T45	
Leica			SF20

	<p>The following flash units work on TTL automatic or manual with all LumiQuest® accessories.</p> <p>However, when not using TTL, care must be taken that the LumiQuest® SoftBoxes do not block the sensor or autofocus assist.</p>	<p>The following flash units CANNOT be used with LumiQuest® accessories.</p>	<p>The following flash units work on automatic or manual with the SoftBox II.</p>
	<p>Sony</p> <p>FLV-1000, HVL, F32X, HVL-1000</p>		
	<p>SunPak</p> <p>622, G4500DX/AUTO 555, 544, B3600DX/AUTO 444D, B3600D/AUTO433AF, B22400D/AUTO 266D, 200D2, AUTO355AF, 144PC, 422D, PZ5000, 4000, PZ40X, PZ4000AF, PZ500AF, MZ2440AF, B22400D/AUTO266D/ 2000D2. AUTO 144D.</p>	<p>RINGLIGHT DX-8R, RINGLIGHT DX-12R, 1400M, 144 FB38, CyberFlash, DigiFlash, Platinum, 1400M</p>	<p>120 JTTL, AUTO PRO 120J</p>

	1600A, 2000A, 383		
Phoenix	D92-BZS		
ProMaster	DX 7500, FLD 5200, FLD 5500, FLD 5600, FLD 5700	FA 1000	
Quantum			Q-FLASH (T), Q-FLASH, T 2
Hasselblad			D-40
Norman			400-B

	<p>The following flash units work on TTL automatic or manual with all LumiQuest® accessories.</p> <p>However, when not using TTL, care must be taken that the LumiQuest® SoftBoxes do not block the sensor or autofocus assist.</p>	<p>The following flash units work on automatic or manual with the SoftBox and Mini SoftBox.</p>	<p>The following flash units CANNOT be used with LumiQuest® accessories.</p>
	<p>Vivitar</p> <p>550 FD, 2800, 2800-D, 2700, 730AF, 850 AF, 560-D, DF200, 728AF, 50D, 283, 285 HV, 728 AF</p>	<p>273, TR No Bounce, 2600, 2600-D, 272TY</p>	<p>5000 MACRO RING, 2000, 16A, 1900, 16M</p>
	<p>Contax</p> <p>TLA280, TLA360</p>		<p>TLA480</p>